





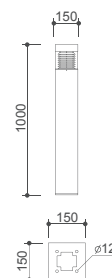


BOL 142




Top Cover : Die cast aluminium body finished in black color
Diffuser : Injection molded UV stabilized clear vandal resistant polycarbonate diffuser
Louwer : High quality aluminium reflector with sandblasted finish
Post : Corrosion resistant extruded aluminium finished in black color
Painting : Polyester powder coated
Fastening : All external screws are made of stainless steel
Control Gear : Integral control gear
Mounting : Cast aluminium base plate







 GLS /E27 60W / 100W	 TCT-EL /E27 11W / 15W / 20W (Max length 155 mm.)	 TCD /G24d-x 13W / 18W / 26W
 MV /E27 80W	 MH /E27 70W	 HPS-E-I /E27 70W

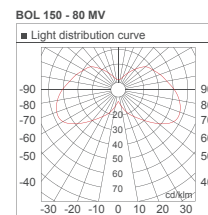
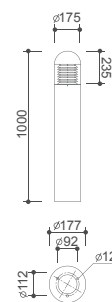


BOL 150



Top Cover : Die cast aluminium body finished in black color
Diffuser : Injection molded UV stabilized clear vandal resistant polycarbonate diffuser
Louwer : High quality aluminium reflector with sandblasted finish
Post : Corrosion resistant extruded aluminium finished in black color
Painting : Polyester powder coated
Fastening : All external screws are made of stainless steel
Control Gear : Integral control gear
Mounting : Cast aluminium base plate







 GLS /E27 60W / 100W	 TCT-EL /E27 11W / 15W / 20W (Max length 155 mm.)	 TCD /G24d-x 13W / 18W / 26W
 MV /E27 80W	 MH /E27 70W	 HPS-E-I /E27 70W

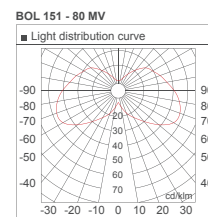
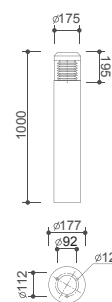


BOL 151



Top Cover : Die cast aluminium body finished in black color
Diffuser : Injection molded UV stabilized clear vandal resistant polycarbonate diffuser
Louwer : High quality aluminium reflector with sandblasted finish
Post : Corrosion resistant extruded aluminium finished in black color
Painting : Polyester powder coated
Fastening : All external screws are made of stainless steel
Control Gear : Integral control gear
Mounting : Cast aluminium base plate

 GLS /E27 60W / 100W	 TCT-EL /E27 11W / 15W / 20W (Max length 155 mm.)	 TCD /G24d-x 13W / 18W / 26W
 MV /E27 80W	 MH /E27 70W	 HPS-E-I /E27 70W



Installation Guide

