



## WMS 049

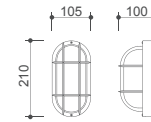


**Housing** : Thermostable plastic body  
**Colors** : White or black  
**Gasket** : Weatherproof and durable silicone rubber  
**Front Glass** : Clear toughened safety glass  
**Cable Entry** : Silicone rubber grommet  
**Fastening** : All external screws are made of stainless steel



 **GLS /E27**  
25W / 40W

 **TCT-EL /E27**  
5W / 8W / 11W  
(Max length 117 mm.)



## WMS 051



**Housing** : Die cast aluminium body  
**Colors** : White or black  
**Painting** : Polyester powder coated  
**Gasket** : Weatherproof and durable silicone rubber  
**Front Glass** : Frosted toughened safety glass  
**Cable Entry** : Silicone rubber grommet  
**Fastening** : All external screws are made of stainless steel  
**Control Gear** : Integral control gear

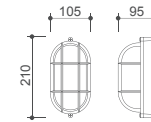


 **GLS /E27**  
60W

 **TCT-EL /E27**  
5W / 8W / 11W  
(Max length 117 mm.)

 **TC /G23**  
7W

 **TCD /G24d-x**  
10W / 13W



## WMS 052



**Housing** : Die cast aluminium body  
**Colors** : White or black  
**Painting** : Polyester powder coated  
**Gasket** : Weatherproof and durable silicone rubber  
**Front Glass** : Frosted toughened safety glass  
**Cable Entry** : Silicone rubber grommet  
**Fastening** : All external screws are made of stainless steel  
**Control Gear** : Integral control gear


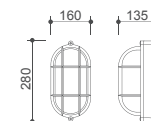


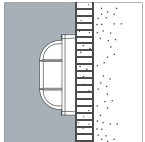
 **GLS /E27**  
60W / 100W

 **TCT-EL /E27**  
11W / 15W / 20W  
(Max length 155 mm.)

 **TC /G23**  
7W / 9W

 **TCD /G24d-x**  
13W / 18W / 26W



Color	Installation Guide
● Black /RAL9004	
○ White /RAL9016	